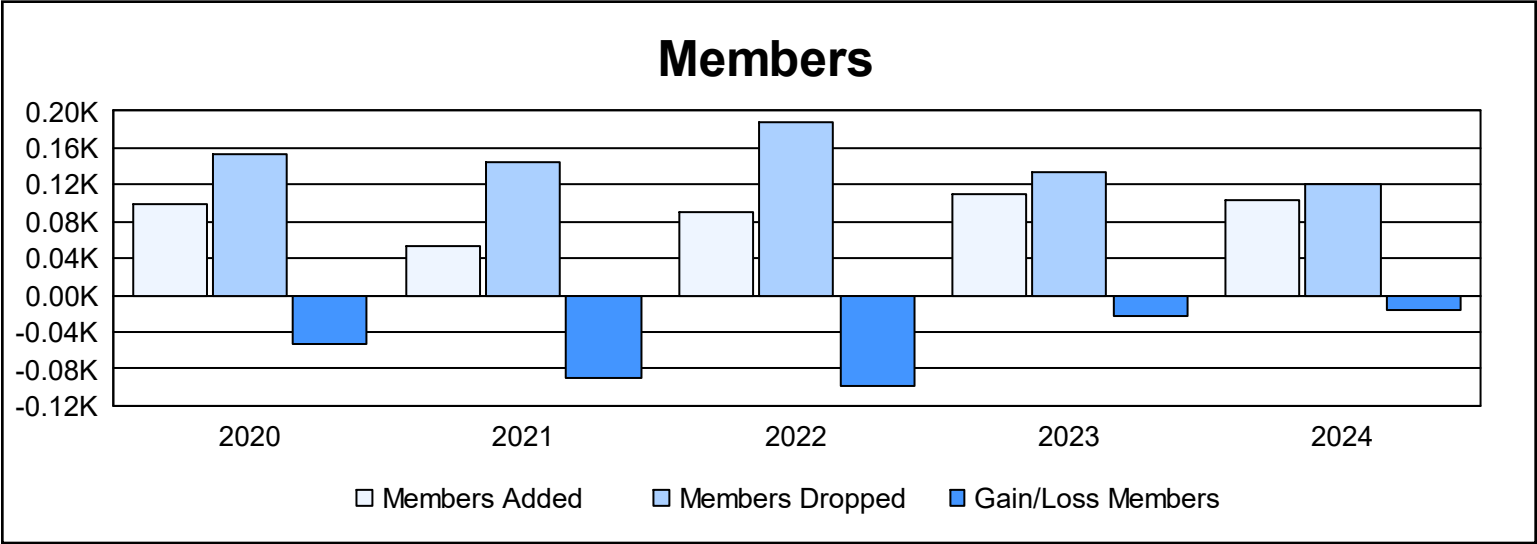
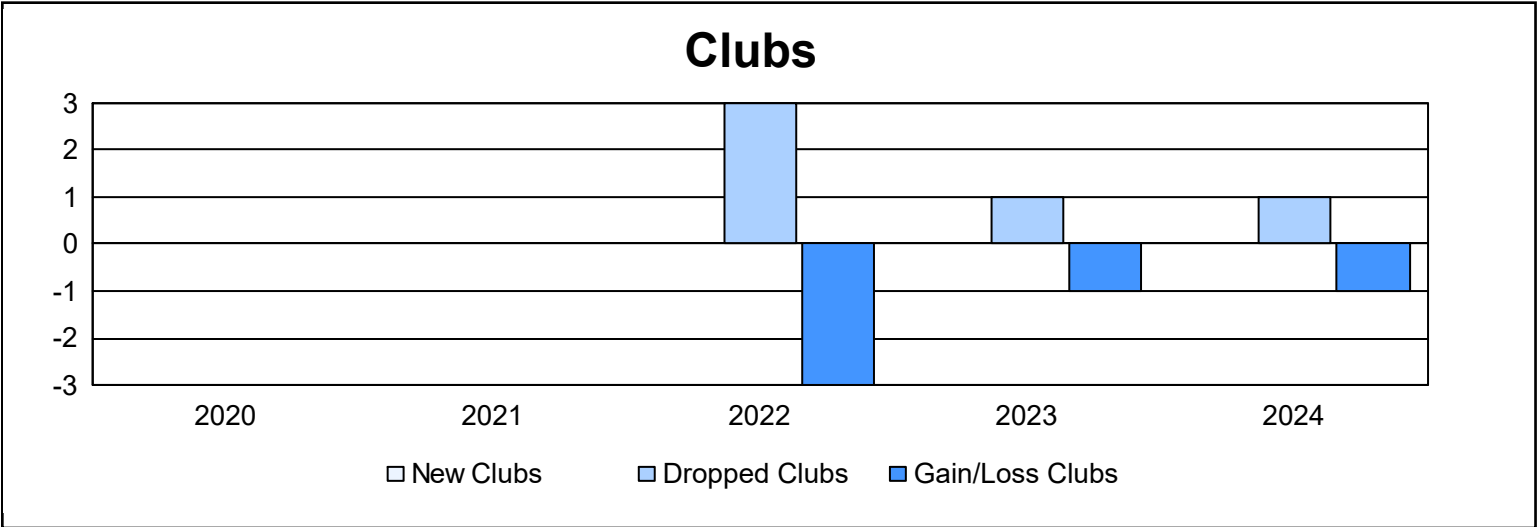
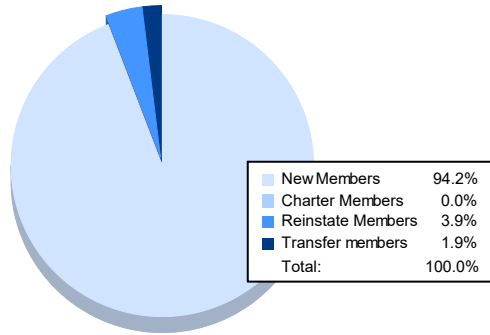


| Year | New Clubs | Dropped Clubs | Gain/ Loss Clubs | New Members | Charter Members | Reinstate Members | Transfer Members | Total Member Added | Total Members Dropped | Gain/ Loss Members |
|-----------|-----------|---------------|------------------|-------------|-----------------|-------------------|------------------|--------------------|-----------------------|--------------------|
| 2019-2020 | 0 | 0 | 0 | 87 | 0 | 9 | 3 | 99 | 153 | -54 |
| 2020-2021 | 0 | 0 | 0 | 39 | 0 | 4 | 11 | 54 | 145 | -91 |
| 2021-2022 | 0 | 3 | -3 | 78 | 0 | 7 | 5 | 90 | 189 | -99 |
| 2022-2023 | 0 | 1 | -1 | 96 | 0 | 3 | 11 | 110 | 133 | -23 |
| 2023-2024 | 0 | 1 | -1 | 97 | 0 | 4 | 2 | 103 | 120 | -17 |
| Average | 0 | 1 | -1 | 79 | 0 | 5 | 6 | 91 | 148 | -57 |



Membership Composition June 2024 Cumulative



Gender Composition June 2024 Cumulative

